







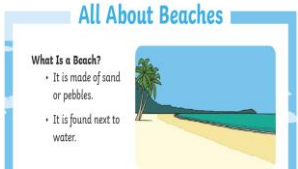




English: Writing Learning linked to theme of “Summer in the City” ‘The Promise’ by Nicola Davies	
	1. Watch story up to 1 minute https://vimeo.com/73026206 . Would you like to live in the city in the story? Why/why not? What is the setting like? What adjectives did the author use to describe it? Write a phrase or sentence to describe the city.
	2. Watch up to 2 minutes where the girl steals the bag. Write a diary entry as the girl about that experience. Explain her reasons for her behaviour in your writing.
	3. Finish the story. What has the little girl learnt from this experience?
	4. Think about the sequence of the story. Can you draw a picture of each of the most important moments to make a story map?
	5. Write a Book Review. Answer these questions: Is there anything you liked about the text? Was there anything you disliked? Were there things that puzzled you or that you have questions about? Would you recommend this book to a friend? Why?

English: Grammar/Reading Learning linked to theme of "Summer in the City"	
	<p style="text-align: center;">Homophones</p> <p style="text-align: center;">Homophones are groups of words which sound the same when you say them but have different spellings and meanings. Have a go at "Reading Activity 1" and pick the level of work.</p>
	<p style="text-align: center;">Contractions</p> <p>Last week we started looking at contractions. Open up "Reading Activity 2", you will need a pair of scissors. Cut out each square, then try and match the homophone pairs. Write at least 3 sentences using the homophones.</p>
	<p style="text-align: center;">Possessive Apostrophe</p> <p>An apostrophe can be used to show that one thing belongs to or is connected to something. This is called a possessive apostrophe. Open up "Reading Activity 3" and try writing a wanted poster for some terrible pirates.</p>
	<p style="text-align: center;">Comprehension Part 1 and 2</p> <p>Open up "Reading Activity 4 & 5". Select the reading level and read the extract all about the beach. Then, answer the comprehension questions.</p>

<p>Maths</p>	<p>White Rose Maths: Scroll down the home page and go to the week marked Summer Term Week 10 (w/c 29th June). We are completing this learning this week.</p> <p>https://whiterosemaths.com/homelearning/year-2/</p>
<p>Practical Math Activity</p> 	<p>Try making delicious fruit mocktails at home. Get 2 or 3 different fruit juices to mix. You will also need a measuring jug and a cup. You may like to add a fancy straw or mini umbrella! Can you mix amounts that add up to 200ml? If you are using 2 juices, think of 2 amounts that add to 200ml. Is there more than one way? If you are using 3 juices can you think of 3 amounts that add to 200ml? After you have thought of your amounts, you can make your mocktail! Add ice and real fruit, sit back and enjoy! With permission, post a photo to your class blog or the Torridon Instagram account torridon_art</p>
<p>Science</p>	<p style="text-align: center;">Plants in the City</p> <p>When you eat a piece of fruit, look carefully to see if you can find the seeds. Where are they? Are they on the inside or the outside? Have a go at planting some. Maybe you can grow your own strawberries. How do you think plants make more of themselves when there aren't any people to plant seeds? How does an apple tree make more apple trees?. How does an oak tree make more oak trees? Go for a walk and see how many wild flowers or trees you can find. There are lots growing at the side of roads at the moment. You might find dandelions or brambles. Can you find any seeds? How does the plant disperse them? Collect some seeds and devise your own investigation. Can you pretend to be the wind? Which seeds do you think rely on the wind to spread their seeds and which ones use a different method?</p>
<p>Science</p>	<p style="text-align: center;">Watch this video https://explorify.wellcome.ac.uk/en/activities/whats-going-on/wet-and-not-so-wet-leaves/classroom?view-type=public</p> <p>What do you notice about the plants in the video? Are they different to plants that you see around you? Can you describe the surface of the leaves? Now go outside. How many different leaf shapes can you find? Can you identify them? You could investigate what happens when you pour water on them? Why do you think this happens? You can find a leaf identification sheet here: https://www.woodlandtrust.org.uk/blog/2020/03/tree-id-kids/</p>
<p>Well-being / PSHE</p> 	<p style="text-align: center;">Being Yourself</p> <p>Read/Watch the story of “Perfectly Norman”</p> <p>https://www.youtube.com/watch?v=lz9nfnl8mes</p> <p>Open “Perfectly Norman Wings” and with different family members, create a set of wings. Why are all the wings different? Why is this something to celebrate?</p>
<p>Everyday activities</p>	<p style="text-align: center;">Reading, phonics / spelling, times tables, number bonds</p> <p>KS1: Phonics and spelling - https://www.bbc.co.uk/bitesize/subjects/zgkw2hw maths - https://www.bbc.co.uk/bitesize/subjects/zjxhfg8</p>
<p>Dates to research this week</p>	<p style="text-align: center;">4th July</p> <p>American Independence Day</p> <p>Alice’s Day. To celebrate Lewis Carrol’s most famous character, Alice. Read/Watch the film of Alice and her adventures to wonderland.</p> <p>https://www.youtube.com/watch?v=Y-0JC28xxTY</p>



Year 2 Home Learning – Spelling w.c. 29.06.20



Look, Cover, Write, Check.

Words:	Write... then check	Write... then check	Write... then check
past			
father			
class			
pass			
grass			
plant			
bath			
hour			
fast			
move			