





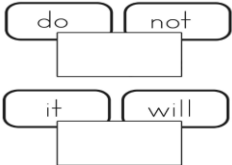



	<p style="text-align: center;">English Learning linked to theme of 'Fabulous, Fantastic Food'</p>
	<p style="text-align: center;">Read A Story This week we are going to read 'Mama Panya's Pancakes' by Mary and Richard Chamberlin. https://www.youtube.com/watch?v=AqzX4hp5woA Can you find any other stories about food?</p>
	<p style="text-align: center;">Follow A Recipe Why don't you have a go at making your own pancakes? Maybe you have a favourite recipe in a cookery book or you can find one online. Do you have a favourite topping for your pancakes?</p>
	<p style="text-align: center;">Family Favourites Do you have a favourite meal or recipe in your family? You could ask your parents, grand parents, aunts and uncles for their favourites. Choose one recipe that everyone likes.</p>
	<p style="text-align: center;">Cook When you've chosen your recipe you can make it. Remember to follow the instructions carefully. Take a photo of the finished product and tell us why you like it.</p>
	<p style="text-align: center;">Share Now you can write the recipe out for someone else and add your own illustrations. Remember to make your instructions clear. When you are happy with it you can send it in or publish it on our blog so that we can make our own cookery book.</p>

	<p style="text-align: center;">English Learning linked to theme of 'Fabulous, Fantastic Food'</p>
	<p style="text-align: center;">Suffix 'ies'</p> <p>We started looking at how to add the suffix 'ies' to nouns and verbs. We add 'ies' when a word ends in y, and has a consonant before it. We drop the 'y' and add 'ies'. Remember the rhyme 'fire the y and hire the i'. Have a go at "Reading Activity 1" and change each of the nouns and verbs by adding 'ies'.</p>
	<p style="text-align: center;">Contractions</p> <p>We started looking at contractions in phonics. A contraction is a word or phrase that has been shortened by dropping one or more letters. Open up "Reading Acvitivity 2" and have a go at matching contractions to the correct word pairs.</p>
<p>a) Conor is looking at the bike which belongs to Isla.</p> <p><u>Conor is looking at Isla's bike.</u></p>	<p style="text-align: center;">Possesive Apostrophe</p> <p>An apostrophe can be used to show that one thing belongs to or is connected to something. This is called a possessive apostrophe. Open up "Reading Activity 3" and try re-writing the sentences using a possessive apostrophe.</p>
	<p style="text-align: center;">Comprehension Part 1 and 2</p> <p>Open up "Reading Activity 4 & 5". Read the extract all about Rosa Parks, then answer the comprehension attached. When completed, have a go at the Rosa Parks wordsearch.</p>

<p>Maths</p>	<p>White Rose Maths: Scroll down the home page and go to the week marked Summer Term Week 7 (w/c 22nd June). We are completing this learning this week. https://whiterosemaths.com/homelearning/year-2/</p>
<p>Practical Math Activity</p> 	<p>Choose a recipe to follow. Look carefully at the ingredients. Practise weighing dry ingredients like flour and sugar, and measuring out liquids like water or milk. Can you use millilitres and grams?</p>
<p>Science</p> 	<p>Who eats who?</p> <p>Have a look outside. How many living things can you see? Remember to think about plants and all the different kinds of creatures. What do you think they eat? Maybe you have spotted some holes in leaves. What made them? Do you know what the birds eat? What do insects eat? Are they herbivores, carnivores or omnivores?</p> <p>Do some research to find out what different creatures eat. https://animalcorner.org/british-wildlife/ https://letsgowild.co.uk/british-wildlife-facts-a-to-z/ https://animalfactguide.com/</p>
<p>Science</p> 	<p>Make a food chain</p> <p>Now you've done some research you can have a go at making a food chain.</p> <p>A food chain shows how each living thing gets its food. Some animals eat plants and some animals eat other animals. For example, a simple food chain links the trees & shrubs, the giraffes (that eat trees & shrubs), and the lions (that eat the giraffes). Each link in this chain is food for the next link. A food chain always starts with plant life and ends with an animal. You could draw pictures and stick them on a sheet or cut them out and hang them like a mobile. When you have made one you can try another environment, for example, the ocean. https://www.bbc.co.uk/bitesize/clips/z8hxp4 https://www.bbc.co.uk/bitesize/topics/zbnbn9q/articles/zsphrwx</p>
<p>Well-being / PSHE</p> 	<p>Managing Anger</p> <p>Read/Watch the story of "Ravi's Roar". https://www.youtube.com/watch?v=u2vCgALSO84</p> <p>Discuss with an adult a time when you have become very angry. How can you manage your anger?</p> <p>Open "Zones of Feelings" sheet. Discuss different emotions and what are some of the biggest feelings you can have? Using different colours write your emotions on the Volcano. Place the "biggest" feeling at the top of the volcano.</p>
<p>Everyday activities</p>	<p>Reading, phonics / spelling, times tables, number bonds</p> <p>KS1: Phonics and spelling - https://www.bbc.co.uk/bitesize/subjects/zgkw2hw maths - https://www.bbc.co.uk/bitesize/subjects/zjxhfg8</p>
<p>Dates to research this week</p>	<p>22nd June - Windrush Day</p> <p>Watch this beautiful video explaining families experiences of the Empire Windrush - https://www.youtube.com/watch?v=VrgCVfXrQcs</p> <p>23rd June - International Women in Engineering</p> <p>Read and research about Dr Mae Jemison and her trip into space.</p>

Year 2 Home Learning – Spelling w.c. 22.06.20

Look, Cover, Write, Check.

Words:	Write... then check	Write... then check	Write... then check
see			
sea			
great			
break			
steak			
pretty			
beautiful			
after			
fast			
last			