



Year 2 Home Learning w.c. 11.05.20



Focus: Heroes

Make your Own Superhero

You will need some card, sticky tape, a paperclip and a magnet. Draw your own superhero on a piece of stiff card and cut it out. Now draw a scene – it could be your street or something from your imagination. This will need to stand up (you could use an opened out cereal box). Stick the paperclip on to the back of your superhero using tape. Put your superhero in front of the scene and the magnet behind it. Now you can move your superhero and do all kinds of daring acrobatics. If you have 2 magnets you could make a super villain as well!



Stay Strong

Have you been doing lots of exercises in your home and garden recently? Every superhero needs to stay strong and fit. Can you create an exercise programme for your superhero? Remember to work every part of the body. You could film yourself or write down your exercises for others to follow.



Real Heroes

You may have heard of the Nightingale Hospital that was opened to treat patients with the coronavirus but do you know who it is named after? Florence Nightingale was a nurse who looked after sick and wounded soldiers in the Crimean War in the 1850s but she was also a **scientific thinker**.



You can watch a video about her here:
<https://www.youtube.com/watch?v=0t8MqH1PXYw>
 You could make a fact file about her? You can find out more about Florence and modern day doctors and researchers here:

<https://pstt.org.uk/resources/curriculum-materials/Science-at-Work>

Letter to my Hero of 2020

We've seen so many heroes step up this year – nurses, doctors, supermarket workers, delivery drivers, teachers... the list goes on. Choose one hero who you'd like to thank for doing an incredible job. Remember to include some persuasive language about why your hero is the best!





A Poem for the Heroes of 2020

You've already written a letter to your hero. Now think about all the heroes of 2020 and have a go at writing a poem for all these heroes. You can choose which type of poem you'd like. You can even decorate your poem!



Dates to find out about: 12th May – International Nurses Day



Year 2 Home Learning w.c. 11.05.20

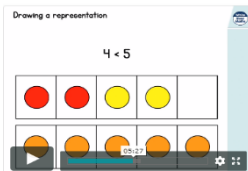



Maths Focus: Addition and Subtraction

Starter: Top Marks Daily 10: Missing Number Daily 10 <https://www.topmarks.co.uk/maths-games/daily10>
<https://whiterosemaths.com/homelearning/year-2/> - **Week 3**

Fact Families

This lesson looks at addition and subtraction facts within 20.



Comparing Number Sentences

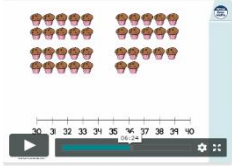
Remember "Gator always gets the greatest"

This lesson will look at number sentences and comparing them using the compare symbols.

3. Related Facts

Explore related numbers using your knowledge of tens and ones.





4. Add and subtract ones

Have a go at some addition and subtraction sentences using number lines.

5. Friday Math Challenge

<https://wrm-13b48.kxcdn.com/wp-content/uploads/2020/04/Family-Challenge-Friday-1st.pdf>

Have a go at solving different problems.

